

# Panasonic

## BUSINESS

Full HD LCD Displays

80-inch class TH-80LF50

70-inch class TH-70LF50

### Large-Screen LED Displays with Eye-Catching Brightness and Rugged Reliability



#### [ Main Features ]


##### Large Screen and High Brightness

High 700-cd/m<sup>2</sup> brightness and 5,000:1 contrast ensure excellent, eye-catching visibility even in large public spaces. This greatly increases the promotional value for signage use.



##### High Reliability

The highly durable panel allows continuous, 24/7 operation. The LED backlight also saves energy for extremely efficient operation.



##### Slim Design with 89-mm (3.5") Depth

This ultrathin design has a depth of only 89 mm (3.5"). Its light weight also enables ceiling-suspension, for greater installation flexibility.



## Large-Screen, High-Brightness

### Large-Screen, High-Brightness Display Capable of Displaying Clear Images Even in Bright Places

High 700-cd/m<sup>2</sup> brightness and 5,000:1 contrast ensure excellent, eye-catching visibility even in large public spaces. This greatly increases the promotional value for signage use.

#### Edge Light System Used for Backlighting

The edge light system requires a small number of LED units because the lights are installed only on the edges of the LCD panel. This saves energy. The display unit can also be made thin and light.




## High Reliability

### 24/7 Operation

The fan-less design prevents malfunctions otherwise caused by dust particles brought in by the fan. This enables safe installation in crowded areas.

\* In case of running for a long time, the moving image is recommended to be displayed. If you display a still picture for an extended period, the image retention might remain on the screen. However, image retention can gradually disappear by displaying a moving images.



### Fan-less Design

The fan-less design prevents malfunctions otherwise caused by dust particles brought in by the fan. This enables safe installation in crowded areas.

### Protective Glass (Optional) \* Stock limited.

Since the protective glass fits inside the bezel, the external dimensions remain virtually the same. The glass protects the LCD panel surface so the display can be installed in busy public areas.

## Product specification

Model No.	TH-80LF50	TH-70LF50
<b>DISPLAY</b>		
Screen Size (Diagonal)	80-inch (2,032 mm)	70-inch (1,765 mm)
Aspect Ratio	16:9	
Panel Type	VA Panel / Edge LED	
Effective Display Area (W x H)	1771 x 996 mm (69.7" x 39.2")	1538 x 865 mm (60.5" x 34.0")
Number of Pixels (H x V)	1920 x 1080 pixels	
Brightness (Typ)	700 cd/m <sup>2</sup>	
Contrast Ratio	5000 : 1	
Response Time	9 ms (G to G)	
Viewing Angle (Horizontal/Vertical)	178° / 178°	
<b>CONNECTION TERMINAL</b>		
VIDEO In/Audio In (L/R)	BNC x 1 / RCA Pin Jack x 1 set	
HDMI In	HDMI Type A x 1	
Component/RGB In/Audio In (L/R)	BNC x 1 set / RCA Pin Jack x 1 set	
DVI-D In/Audio In (L/R)	DVI-D 24-pin x 1 / M3 jack x 1 (Shared with PC In)	
PC In/Audio In (L/R)	Mini D-Sub 15-pin x 1 (Female) / M3 jack x 1 (Shared with DVI-D In)	
DVI-D Out	DVI-D 24-pin x 1	
Function Slot	SLOT2.0 x 1	
<b>CONTROL</b>		
Serial In/Out	D-Sub 9-pin x 1 / x 1, RS-232C Compatible	
LAN Control	RJ45 10BASE-T/100BASE-TX, Compatible with PLink™	
<b>ELECTRICAL</b>		
Power Requirements	110-240 V, 50/60 Hz	
Power Consumption	Approx. 380 W	Approx. 260 W
Power Off Condition/Stand-by Condition	0.3 W / 0.5 W	
<b>AUDIO</b>		
Line Out	RCA Pin (L/R) x 1 set, Output level: Variable (-∞ - 0 dB)	
<b>MECHANICAL</b>		
Dimensions (W x H x D)	1,848 x 1,073 x 89 mm (72.8" x 42.3" x 3.5")	1,604 x 931 x 89 mm (63.2" x 36.7" x 3.5")
Weight	Approx. 60.0 kg (Approx. 132.3 lbs.)	Approx. 47.0 kg (Approx. 103.6 lbs.)
<b>ENVIRONMENTAL</b>		
Operating Environment	Temperature: 0 °C to 40 °C (32 °F to 104 °F) / Humidity: 20% to 80% (Non Condensation)	

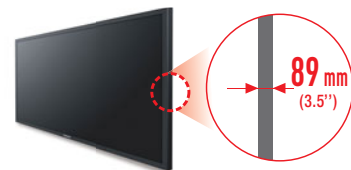
## Slim Design

### A Slim Design that Fits almost any Installation Location

The display can be installed in a permanent hanging position using eyebolts. Wall-mount brackets and hanging fixtures in compliance with VESA specifications can also be used for flexible installation.

### Stylish Slim and Lightweight

A simple design with a slim bezel of approximately 30 mm (1.2") (TH-70LF50) and thickness of only 89 mm (3.5") facilitates signage applications by enabling installation just about anywhere.



# Panasonic®

Weights and dimensions shown are approximate. Specifications and appearance are subject to change without notice. Product availability differs depending on region and country. This product may be subject to export control regulations. HDMI, the HDMI logo, and High-Definition Multimedia Interface are trademarks or registered trademarks of HDMI Licensing LLC in the United States and other countries. All other trademarks are the property of their respective trademark owners. Images on screen are simulated. © 2017 Panasonic Corporation. All rights reserved



For the latest information about Panasonic Professional Display, please visit:

Professional Display Global Website: [panasonic.net/cns/prodisplays](http://panasonic.net/cns/prodisplays)

YouTube: [www.youtube.com/PanasonicProDisplay](http://www.youtube.com/PanasonicProDisplay)

Facebook: [www.facebook.com/panasonicprojector](http://www.facebook.com/panasonicprojector)

All information included here is valid as of April 2017.

CT17-G01PF-LF  
Printed in Japan.